

## tennisTOUCH LIVE TRACKER - INSTALL - iOS

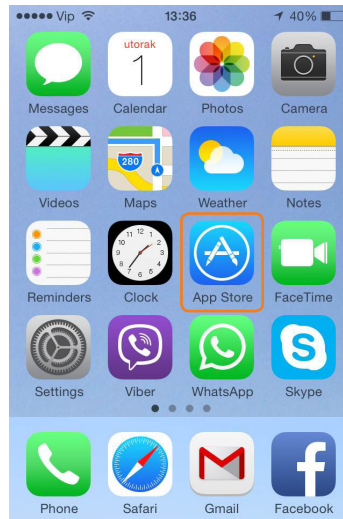
Manual for installing tennisTOUCH Live Tracker app

**Content**

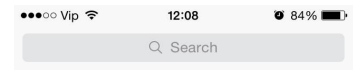
1) Starting tennisTOUCH Live Tracker app .....3

## 1) Starting tennisTOUCH Live Tracker app

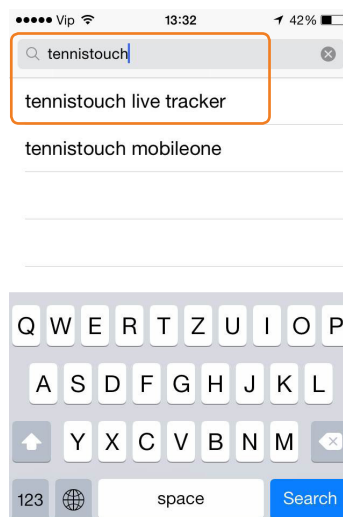
1. Open Apple store (find icon and tap on it).



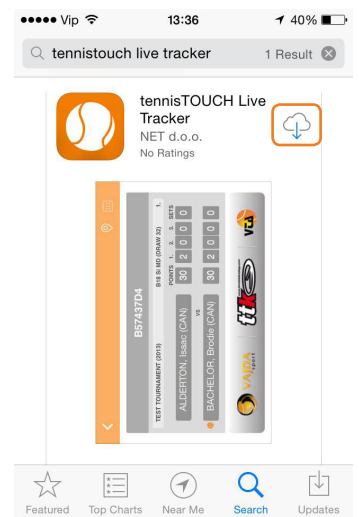
2. On the bottom of store screen open tap “Search”.



3. Input “tennistouch” (one word) to find the app.



4. Select tennisTOUCH Live Tracker app.



5. Tap “Install”.

6. After installation finishes, tap “Open”. Every other time, you have to find the tennisTOUCH Live Tracker app icon on your list of apps.

