

tennisTOUCH WEB - CREATING myTOUCH ACCOUNT

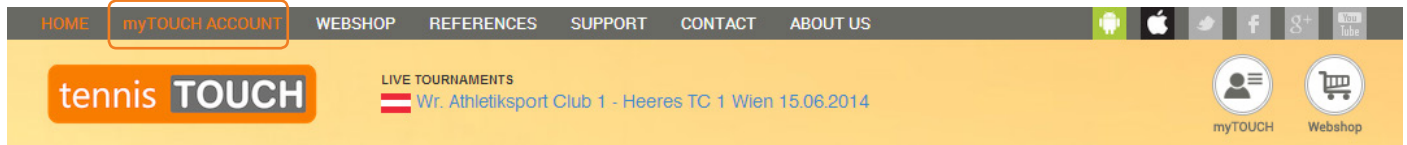
User manual for creating myTOUCH account

Content

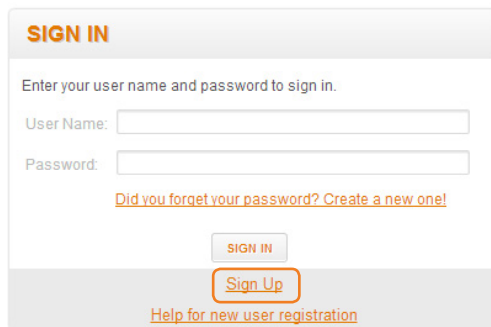
1) Creating myTOUCH account3

1) Creating myTOUCH account

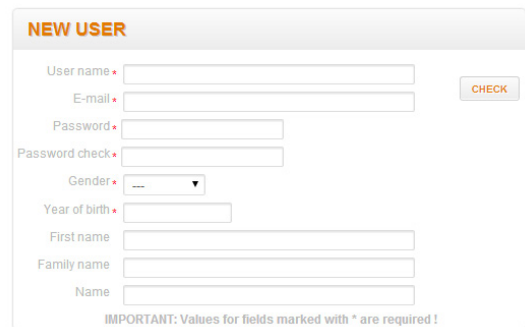
1. Start Internet browser (Google Chrome suggested).
2. Open tennisTOUCH web page (www.tennistouch.net) and navigate to myTOUCH Account.



3. Choose "Sign Up".

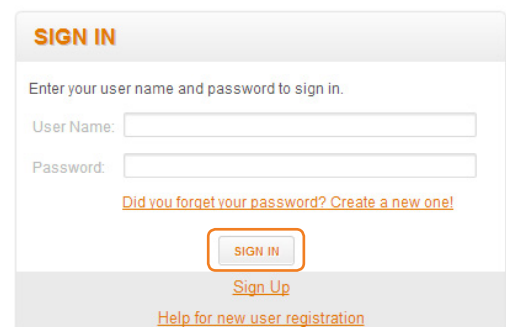


4. Input your data (values for fields marked with * are required).
5. Click "Save". "Cancel" will abort the sign up process.



Pressing the SAVE button you confirm that you have read and accepted our "Terms and Conditions"

6. You will receive an email from tennisTOUCH on your registered email. Click on the link in that mail to verify your account.
7. Now you can use your credentials – type email and password to SIGN IN on myTOUCH Account page.



Congratulations! You have successfully created myTOUCH Account.

BEAR IN MIND: To change language of account page, choose desired one in the upper right corner.

