

tennisTOUCH WEB - REGISTRATION OF OFFICIAL DEVICES

Manual for registering official mobile devices using tennisTOUCH Tournament Software

Content

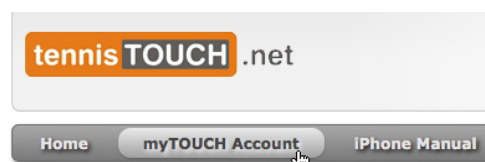
1) Registering official mobile devices3
2) Input of official person ID and Tournament Code into device5

1) Registering official mobile devices

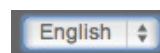
If the device that you use has not been registered as an official, each result entered through it will need to be confirmed through Tournament Software. If the device has been registered as an official, all the results will automatically be verified and finished.

To register device as an official, follow these steps:

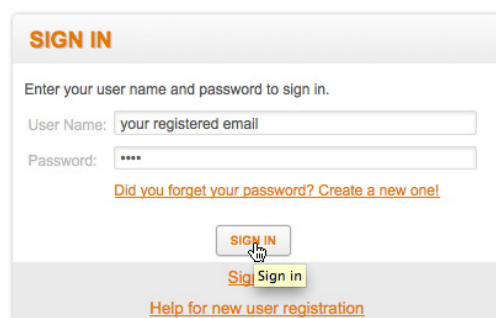
1. Open an internet browser (recommendation: Google Chrome)
2. Go to www.tennistouch.net
3. In the menu click on “myTOUCH Account”.



REMARK: If you want to change the language, click on the current language in the upper right corner and choose a language that suits you best.





4. Type your username and password and click “Sign in”.
5. In the menu click on “Tournaments”.



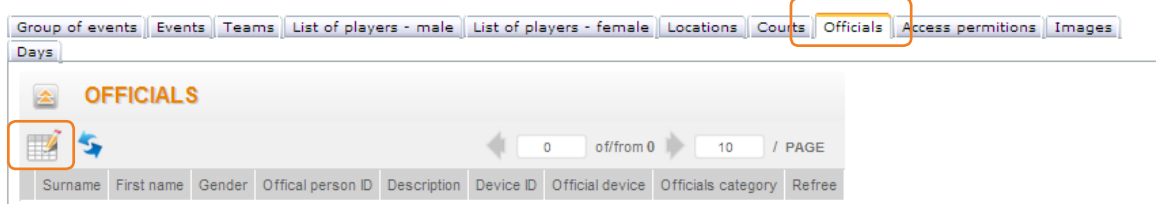
6. Choose data owner.





7. Click on the name of the tournament that you wish to register the device for (if you wish to register the device for more tournaments, repeat the following steps for all the tournaments that you wish to do that for).

		Nebraska - New York (2014)	PRIVATE		USA								
		3.5. - 10.05.2014	89C40719	IN PROGRESS			OUTDOOR						
		New York - Vermont (2014)	PRIVATE		USA								
		3.5. - 10.05.2014	D18A671B	IN PROGRESS			OUTDOOR						
		California - Hawaii (2014)	PRIVATE		USA								
		3.5. - 10.05.2014	D4CC97F2	IN PROGRESS			OUTDOOR						

8. Press “Officials”.



9. Click on  .

10. Click on  to add an official device and enter the needed data.

SAVE CANCEL





EDIT OFFICIALS

Search for GO

Officials category All ▾

Official device All ▾

Referee All ▾

11. Enter the device data. MANDATORY: Click on “Official device” field. This marks the device as an official one. The rest of the fields are not mandatory.

SAVE CANCEL





EDIT OFFICIALS

Search for GO



Officials category All ▾

Official device All ▾


Referee All ▾



    0 of/from 0 10 / PAGE



Description <input type="text"/>	Device ID		
Surname <input type="text"/>	Gender <input type="text" value="---"/>	Officials category <input type="text" value="---"/>	Official person ID
First name <input type="text"/>	Blocked <input type="checkbox"/>	Official device <input type="checkbox"/>	Role <input type="text" value="---"/>

12. Press “Save” to save the data or “Cancel” if you wish to discard changes. If you wish to save entered data and add another device, click on  to save entered data and on  to enter the data for another device and to register it (follow the procedure for each device. If you wish to add another device at a later time, follow the steps 1 - 10.).

13. After the data has been saved you will see that each of the devices has been given a code. Look under “Official Person ID”. Give this code to the person whose device has been registered along with the tournament code. This codes have to be entered in the device.

 **OFFICIALS**

  1 of/from 1 10 / PAGE

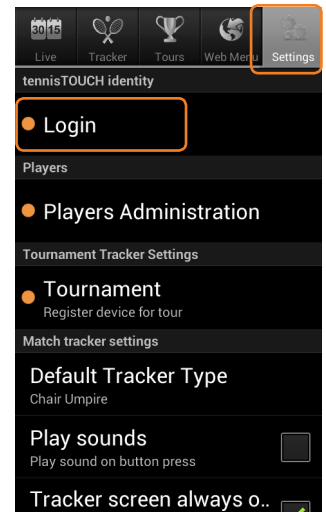
	Surname	First name	Gender	Official person ID	Description	Device ID	Official device	Officials category	Referee
	Careera	Amarice	FEMALE	83AF			<input checked="" type="checkbox"/>	CHAIR UMPIRE	<input type="checkbox"/>
	Smith	John		F9CF			<input checked="" type="checkbox"/>	SUPERVISOR	<input type="checkbox"/>

2) Input of official person ID and Tournament Code into device

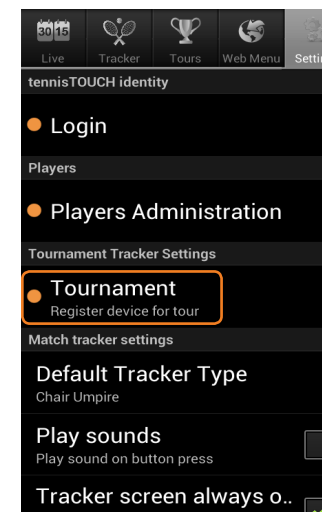
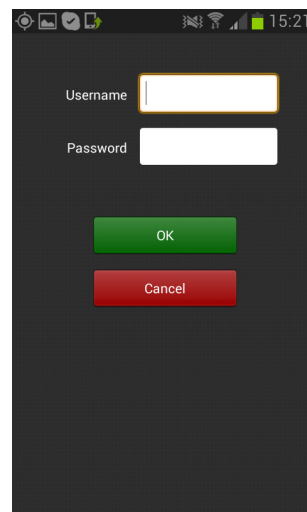
1. Press “tennisTOUCH” icon on your mobile device (if you do not have the app installed, please read the manual for “Installing tennisTOUCH Live Tracker app”).

2. Press “Settings”.

3. Press “Login”.

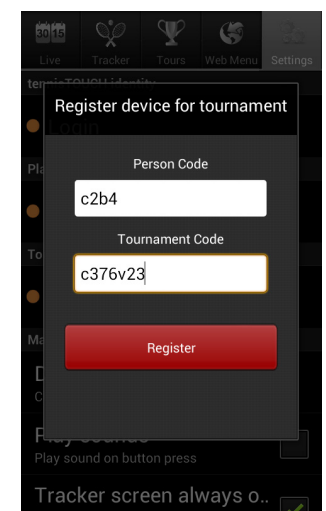
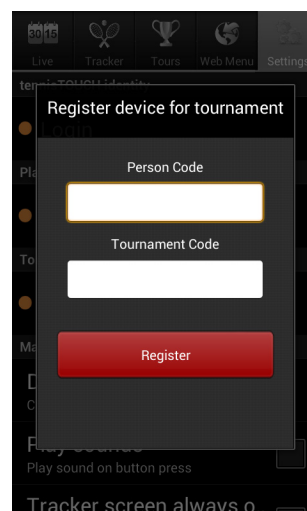


4. Enter your Username and Password. Then press “OK” (if you are not registered tennisTOUCH user, please read the manual for “Creating myTOUCH account”).



5. Press “Tournament” (Register device for tournament).

6. Enter Person Code and Tournament Code (the system does not recognize capital and small letters). Then press “Register”.



7. Your device has been registered as an official device. All the results entered will be verified and finished.